

Senior Infants email address: seniorinfants1@glasheengirls.com

Senior Infants		5 th -8 th May 2020			
	Monday	Tuesday	Wednesday	Thursday	Friday
Oral Language	Bank Holiday Monday- I have included sample art activities that don't require too many materials! Pick whichever one you have the materials for. Feel free to send me photos on seesaw if you try any 😊	Discuss 'My news' orally- plan what they will write beforehand	Listen to the story 'The Hula Hoopin Queen' (link below)	Days of the week/months of the year/Seasons	Talk about your plans for the weekend
Phonics		Revise the letter 'o'	Look, listen and learn P 54	Look, listen and learn P 55	Revise the letter 'u'
Writing		'My News' - write it in your news copy	All write now- P 45	Dictation- (See details in 'dictation' below')	A way with words - P 72
Maths		See activities below	Figure it out P 54 (First half)	Figure it out P 54 (Second half)	See activities below
Reading		Pick a story from home or read one from the oxford owls website. See link below in 'reading'	Tricky words- pick three and put them into sentences orally or write them	Pick a story from home or read one from the oxford owls website. See link below in 'reading'	Tricky words- pick three and put them into sentences orally or write them
Seesaw	**Seesaw activities will be posted online - there is no specific time to complete them so work on them whenever suits you and don not feel under pressure to complete them all. Only teacher will be able to see what is posted by each student 😊				
Small World	Small World- From bud to apple P 40 https://www.youtube.com/watch?v=q0q3zBjiQFM https://www.youtube.com/watch?v=eBzTCbGnlWo				

Oral language	<ul style="list-style-type: none"> • Story- The Hula Hoopin Queen https://www.youtube.com/watch?v=op9Bc7GWCuw&feature=emb_rel_pause <ul style="list-style-type: none"> * What was the name of the girl in the story? * What did she love to do? * Have you ever used a hula hoop? Was it hard? Was it fun? * Whose birthday was it? * Do you celebrate birthdays in your family? * What do you do to celebrate a birthday in your family? * What goes wrong with the birthday cake? * What did Kameeka and her Mom try to make for Miz Adelaide? * What did Kameeka need to get in the shop? * What happened at Miz Adelaides birthday party?
---------------	--

	<ul style="list-style-type: none"> * Did you like this story? Why? • Days of the week song- https://www.youtube.com/watch?v=36n93jvjkDs&t=2s • Months of the year song- https://www.youtube.com/watch?v=Fe9bnYRzFvk • Good morning song - https://www.youtube.com/watch?v=CuI_p7a9VGs
Reading	<ul style="list-style-type: none"> • There are some nice e-books available on 'oxfordowl.co.uk'. It's free and it only takes a few minutes to set up an account: https://www.oxfordowl.co.uk/for-home/find-a-book/library-page/ • Also some lovely books available on starfall.com that would be suitable for all readers- https://www.starfall.com/h/im-reading/ • https://www.storylineonline.net/
Dictation	<p>Focus words: <u>went, out, the, in, it, was</u> (try and encourage correct spelling of these words especially)</p> <ul style="list-style-type: none"> * Sentence 1: She went out in the rain. * Sentence 2: We went out to the garden. * Sentence 3: It was sunny in Cork today. <ul style="list-style-type: none"> • Dictation is good to help your child to practice writing their sentences and recap on the tricky words which we had been practising in class. Parents can call out the sentences and children will write them independently. Encourage your child to focus on writing the letters correctly and use finger spaces between words. • Sample sentences available here: https://www.speld-sa.org.au/images/Phonics/f%20-%20dictation%20sentences.pdf
Phonics	<ul style="list-style-type: none"> * Phonics games available on this website. (Username:march20 password: home) Senior infants can try the phase 1, 2 or 3 activities. https://www.phonicsplay.co.uk/freeIndex.htm# * Allow your child to think of as many words with that sound. Ask them to put a couple of their suggestions into sentences and write some sentences using these words. * Geraldine the giraffe has some great videos on YouTube to help your child revise all of the letter sounds and digraphs which we have covered in senior infants. This week try and focus on these two sounds: 'o' https://www.youtube.com/watch?v=YIQQo9eYVgk 'u' https://www.youtube.com/watch?v=kmmewEew6IM
Maths	<ul style="list-style-type: none"> • Revise writing the numbers 1-10. • Practise counting up to 20 on a number line and counting backwards from 20. • Practise finding the number that comes before/after/ in between other numbers. • Revise addition- sample Q's <ul style="list-style-type: none"> * Number 9 is in between ___ and ___. * What number comes after 11? * What number comes before 6? * What number comes 2 numbers after 7?

- * What number comes 3 after 10?
- * Put your finger on 7.. Count on 5.. What do you land on? So that means $7+5=$ __
- * If I have 8 sweets and Dad gives me four more. How many will I have?
- * If Susie has 10 pencils and she finds 4 more, how many will she have altogether?
- **Revise number bonds to 10- sample activities**
 - * Count out a set of ten (marbles, lego, cubes, pieces of paper)
 - * 'Show me 7 marbles... Now show me what ways we can make seven using these marbles. We could add 4 plus 3 or we could add 2 plus 5. Can you think of any other ways to make seven?'
 - * Repeat this using different numbers.
 - * 'Show me one way of making ten' 'We could add 5 plus 5' or we could add 6 plus 4' etc..
- Number bonds to 10 song: <https://www.youtube.com/watch?v=ID9tjBUiXs0>
- Rainbow bonds to ten worksheet- see below. (If you don't have a printer this can be done orally or draw out the rainbow if you like)
- Continue to practise using more than/less than.
 - * Sally has 7 eggs, Tom has 9 eggs. Who has more? How many more does he have?
 - * Kelly has 10 books and Mark has 8 books. Who has less books? How many less does he have?
- Practise reading the time.
 - * If the big hand is at 12 and the small hand is at four, what time is it?
- Lots of lovely activities to revise our maths on these maths websites:
 - <https://ie.ixl.com/math/sr-infants>
 - <https://www.topmarks.co.uk/maths-games/5-7-years/counting>
 - <https://home.oxfordowl.co.uk/kids-activities/fun-maths-games-and-activities/>

Gaeilge

Téama (theme): Na Dathanna (Colours)

I will post a recording on seesaw with the pronunciation for these! 😊

Cuir do lámh ar rud corcra. - Put your hand on something purple.




Tá mo geansaí _____. - My jumper is _____.

Tá mo bhríste _____. - My trousers are _____.




Tá mo bhróga _____. - My shoes are _____.

Tá mo t-léine _____. - My t-shirt is _____.

- Dearg - red
- Buí- yellow
- Gorm- blue
- Glas- green


	<ul style="list-style-type: none"> • Corcra- purple • Dubh -black • Donn- brown • Bán- white • Oráiste- orange
<p>Other Ideas:</p>	<ul style="list-style-type: none"> • Belly breathing with Rosita- https://www.youtube.com/watch?v=Xq3DwzX6MUw • Dance movement break - https://www.youtube.com/watch?v=fpD9kRyBn8o • Banana, Banana, Meatball dance - https://www.youtube.com/watch?v=BQ9q4U2P3ig • Sid shuffle dance- https://www.youtube.com/watch?v=uMuJxd2Gpxo • Cosmic yoga on youtube (Guided yoga lessons) • The Bodycoach for kids (Workouts for kids) • Gonoodle (guided workouts and dances)
<p>Art</p>	<div style="display: flex; justify-content: space-around;">   </div> <div style="display: flex; justify-content: space-around; margin-top: 10px;">  </div> <p>Sunflower art - https://www.youtube.com/watch?v=711zLKBNy_0</p> <p>Cupcake holder fish art- https://www.youtube.com/watch?v=Ag22OJYNJVw</p> <p>Butterfly toilet paper holder- https://www.youtube.com/watch?v=r7_TTS86G_4</p>

Maths addition activities:



Found these addition activities online. No pressure but I'll leave them here in case anyone is looking for some more ideas. <https://www.teachstarter.com/au/blog/10-easy-simple-addition-activities-kids/>

RAINBOW TO 10



$$\underline{\quad} + \underline{\quad} =$$

$$\underline{\quad} + \underline{\quad} =$$

$$\underline{\quad} + \underline{\quad} =$$

$$\underline{\quad} + \underline{\quad} =$$

$$\underline{\quad} + \underline{\quad} =$$

$$\underline{\quad} + \underline{\quad} =$$



$$\underline{\quad} + \underline{\quad} =$$

$$\underline{\quad} + \underline{\quad} =$$

$$\underline{\quad} + \underline{\quad} =$$

$$\underline{\quad} + \underline{\quad} =$$

$$\underline{\quad} + \underline{\quad} =$$

$$\underline{\quad} + \underline{\quad} =$$

Before and after

3 4 5

Write the numerals that come before and after. Then write the numeral between.

before

between

after

a



b



c



d



e



f

