

Senior Infants email address: [seniorinfants1@glasheengirls.com](mailto:seniorinfants1@glasheengirls.com)

Senior Infants		27 <sup>th</sup> April – 1 <sup>st</sup> May 2020			
	Monday	Tuesday	Wednesday	Thursday	Friday
<b>Oral Language</b>	Discuss 'My news' orally	Story- 'Plant the tiny seed' See link below	A Way with words - p 70 (answer Questions orally)	Story- 'Be Kind' See link below	Days of the week/months of the year/Seasons
<b>Phonics</b>	Revise the letter 'd'	Look, listen and learn P 52 (Reading words)	Revise the letter 'g'	Look, listen and learn P 53 (Read and draw)	Revise the letter 'k'
<b>Writing</b>	'My News' - this will be used as part of our seesaw activity this week	Dictation- I was at the shop. / I was in the tent. (See details in 'dictation' below')	All write now- P 30 'K'	Dictation - He was in the shed. / She was in the garden.	A way with words - P 71
<b>Maths</b>	See Activities below	Figure it out P 43	See activities below	Figure it out P 44	Busy at maths (small book) p 38
<b>Reading</b>	Tricky words- pick three and put them into sentences orally or write them	<b>**Seesaw**</b> - Read your news from yesterday (Check seesaw class page for more details)	Tricky words- pick three and put them into sentences orally or write them	Pick a story from home or read one from the oxford owls website. See link below in 'reading'	Tricky words- pick three and put them into sentences orally or write them
<b>Small World</b>	What makes it move? Pull/Push P. 38 <a href="https://www.youtube.com/watch?v=mEq5GOVpUIE">https://www.youtube.com/watch?v=mEq5GOVpUIE</a>				

<b>Oral language</b>	<ul style="list-style-type: none"> <li>Plant the tiny seed - Listen to the story/Read along with the story of 'Plant the tiny seed' and answer the questions at the end of the story <a href="https://www.youtube.com/watch?v=MHRDM5nb8Ks">https://www.youtube.com/watch?v=MHRDM5nb8Ks</a></li> <li>Be Kind - <a href="https://www.youtube.com/watch?v=kAo4-2UzgPo">https://www.youtube.com/watch?v=kAo4-2UzgPo</a></li> <li>Days of the week song- <a href="https://www.youtube.com/watch?v=36n93jvjKDs&amp;t=2s">https://www.youtube.com/watch?v=36n93jvjKDs&amp;t=2s</a></li> <li>Months of the year song- <a href="https://www.youtube.com/watch?v=Fe9bnYRzFvk">https://www.youtube.com/watch?v=Fe9bnYRzFvk</a></li> <li>Good morning song - <a href="https://www.youtube.com/watch?v=CuI_p7a9VGs">https://www.youtube.com/watch?v=CuI_p7a9VGs</a></li> </ul>
<b>Reading</b>	<ul style="list-style-type: none"> <li>There are some nice e-books available on 'oxfordowl.co.uk'. It's free and it only takes a few minutes to set up an account: <a href="https://www.oxfordowl.co.uk/for-home/find-a-book/library-page/">https://www.oxfordowl.co.uk/for-home/find-a-book/library-page/</a></li> <li>Also some lovely books available on starfall.com that would be suitable for all readers- <a href="https://www.starfall.com/h/im-reading/">https://www.starfall.com/h/im-reading/</a></li> </ul>

	<ul style="list-style-type: none"> <li>I love this website for stories as there is so many to chose from. This is one of my favourites but there lots to choose from: <a href="https://www.storylineonline.net/books/the-rainbow-fish/">https://www.storylineonline.net/books/the-rainbow-fish/</a></li> </ul>
<b>Dictation</b>	<ul style="list-style-type: none"> <li>Dictation is also good to help your child to practice writing their sentences and recap on the tricky words which we had been practising in class. Parents can call out the sentences and children will write them independently. Encourage your child to focus on writing the letters correctly and use finger spaces between words. Feel free to make the sentences simpler/more difficult to suit your child's ability! This week I have included some suggestions above but here are some other examples if you would like to do more! <a href="https://www.speld-sa.org.au/images/Phonics/f%20-%20dictation%20sentences.pdf">https://www.speld-sa.org.au/images/Phonics/f%20-%20dictation%20sentences.pdf</a></li> </ul>
<b>Phonics</b>	<ul style="list-style-type: none"> <li>* Allow your child to think of as many words with that sound. Ask them to put a couple of their suggestions into sentences and write some sentences using these words.</li> <li>* Geraldine the giraffe has some great videos on YouTube to help your child revise all of the letter sounds and digraphs which we have covered in senior infants. This week try and focus on these two sounds: d- <a href="https://www.youtube.com/watch?v=65b3vEfskZ4">https://www.youtube.com/watch?v=65b3vEfskZ4</a> g- <a href="https://www.youtube.com/watch?v=P2DdC5Q6D64">https://www.youtube.com/watch?v=P2DdC5Q6D64</a> k - <a href="https://www.youtube.com/watch?v=VE9ZYKGFx68">https://www.youtube.com/watch?v=VE9ZYKGFx68</a></li> </ul>
<b>Maths</b>	<ul style="list-style-type: none"> <li>Revise writing the numbers 1-10.</li> <li>Revise addition using a number line (1-20). Use a counter and start on any number up to ten on the number line. Move the counter forward as you count on different amounts. E.g <i>I'm going to start on 4 and I am going to count on 4. What number do I land on? So that means 4+4= 8</i></li> </ul> <p><b><u>Capacity- empty/full:</u></b></p> <ul style="list-style-type: none"> <li>Capacity video for Sesame street: <a href="https://www.youtube.com/watch?v=6IWnl7v9gGY">https://www.youtube.com/watch?v=6IWnl7v9gGY</a></li> <li><b><u>Activity:</u></b> Fill a basin with water and provide different containers. E.g jug, cup, saucepan, milk carton, egg cup, etc. Let your child fill and empty them into each other. Estimate first- That means make a guess! 😊 (Might be easier to try this outside!) <u>See worksheets attached for suggestions.</u></li> <li><b><u>Sample Questions for capacity:</u></b> <ul style="list-style-type: none"> <li>- How many cups of water would you need to fill the saucepan?</li> <li>- How many cups of water would you need to fill the jug?</li> <li>- Which container holds more? Which holds the most?</li> <li>- Which container holds less? Which holds the least?</li> <li>- If I was going to fill a bucket with water which container should I use?</li> <li>- If I was going to fill a swimming pool with water which container would be best to use?</li> <li>- Show me a container that is full/empty/nearly full/nearly empty.</li> </ul> </li> </ul>

	<ul style="list-style-type: none"> <li>- Free play using the containers to practice measuring and estimating is encouraged! 😊</li> <li>• Continue to practise using more than/less than activities from last week.</li> <li>• Practise reading the time.</li> <li>• Lots of lovely activities to revise our maths on these maths websites:  <a href="https://ie.ixl.com/math/sr-infants">https://ie.ixl.com/math/sr-infants</a>  <a href="https://www.topmarks.co.uk/maths-games/5-7-years/counting">https://www.topmarks.co.uk/maths-games/5-7-years/counting</a></li> </ul>
<b>Gaeilge</b>	<p>Téama (theme): An Aimsir (The weather)</p> <p>I will write the pronunciation of these phrases in italics!</p> <ul style="list-style-type: none"> <li>* <b>Tá sé scamallach.</b> (It is cloudy.) <i>Tawh shay sco-mah-lock</i></li> <li>* <b>Tá sé ag cur baistí.</b> (It is raining.) <i>Tawh shay egg cur bawh-shtee</i></li> <li>* <b>Tá an ghrian ag taitneamh.</b> (The sun is shining.) <i>Tawh an green ag tah-niv</i></li> <li>* <b>Tá sé gaofar!</b> (It is windy!) <i>Tawh shay gway-fur</i></li> <li>* <b>Tá sé tirim.</b> (It is dry.) <i>Tawh shay tih-rim</i></li> <li>* <b>Ta sé ag cur sneachta.</b> (It is snowing.) <i>Tawh shay ag cur shnock-tah</i></li> </ul> <ul style="list-style-type: none"> <li>• Lovely song from RTE Jr including some of the phrases above. Enjoy!  <a href="https://www.youtube.com/watch?v=VrR-aeDXuVQ">https://www.youtube.com/watch?v=VrR-aeDXuVQ</a></li> <li>• Sample weather broadcast as gaeilge:  <a href="https://www.youtube.com/watch?v=7nWybb-X6Q8">https://www.youtube.com/watch?v=7nWybb-X6Q8</a></li> </ul>
<b>Other Ideas:</b>	<ul style="list-style-type: none"> <li>• Cosmic yoga on youtube (Guided yoga lessons)</li> <li>• The Bodycoach for kids (Workouts for kids)</li> <li>• Gonoodle (guided workouts and dances)</li> <li>• Move and freeze: <a href="https://www.youtube.com/watch?v=388Q44ReOWE">https://www.youtube.com/watch?v=388Q44ReOWE</a></li> <li>• Boom chicka boom: <a href="https://www.youtube.com/watch?v=9nKq4jm4LD8">https://www.youtube.com/watch?v=9nKq4jm4LD8</a></li> <li>• Can't stop this feeling trolls dance-  <a href="https://www.youtube.com/watch?v=KhfkYzUwYFk">https://www.youtube.com/watch?v=KhfkYzUwYFk</a></li> </ul>

# How many cupfuls?



**Estimate** (guess) how many cupfuls each object holds. **Measure. Write.**

**a** How many cupfuls does the bowl hold?



my estimate: about  cupfuls

measure: about  cupfuls

**b** How many cupfuls does the teapot hold?



my estimate: about  cupfuls

measure: about  cupfuls

**c** How many cupfuls does the bottle hold?



my estimate: about  cupfuls

measure: about  cupfuls

**d** How many cupfuls does the pot hold?



my estimate: about  cupfuls

measure: about  cupfuls

**Write.**

The \_\_\_\_\_ holds most.

The \_\_\_\_\_ holds least.



# Holds most/holds least

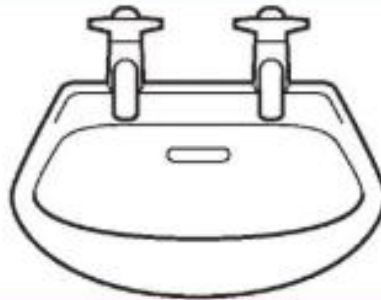


Colour the containers that hold the most **yellow**. Colour the containers that hold the least **pink**.


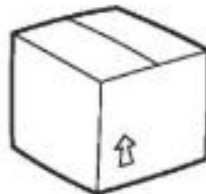
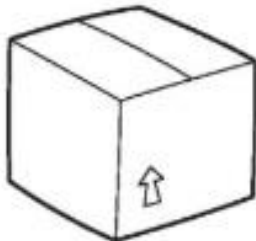
a



b



c



d



e

