

Monday April 27 th													
<p>Gaeilge</p> <p>Theme: Caitheamh Aimsire</p>	<ul style="list-style-type: none"> Attached page 'Cad atá á dhéanamh ag Liam' (What is Liam). Léigh an an leathanach (<i>read the page</i>) agus freagair na ceistean os ord (<i>answer the questions aloud</i>) e.g. Cad atá á dhéanamh ag Liam? Tá Liam ag sugradh sa pháirc. (Liam is playing in the park). Attached sheet. Remember AG in Irish is a doing word, which means it ends in -ing. Learn (ag imirt sacair - ag imirt gailf). Revise Briathra sheet. Play a game of Knock out at home. 												
<p>English</p>	<ul style="list-style-type: none"> 'Get Set' pg. 212 'Spy Dog'. Read pg. 212-213. Pg. 223 Ex. F 'crack the code'. Use your dictionary to look up the meaning of any new words. 'Read at Home' pg. 95 'Postman on Sick Leave' and discuss questions. Spellings: (- tion words). (reaction + education) Put each word into a detailed, descriptive sentence. Use Adjectives and a mix of 'said' words if someone is speaking. 												
<p>Maths</p>	<ul style="list-style-type: none"> Maths Challenge Test 81. Practice multiplying by 9. Count up in 9s (9, 18, 27...)/ Time yourself (9 1s are 9, 9 2s are 18...). Table Toppers pg. 46 (dividing by 9). Day 1. (Optional) On whiteboard or sheet of paper make out a target board of your choice for dividing by 9s and say it as fast as you can e.g. 9 into 18 is 2, 9 into 9, 9 into 0 is 0, 9 into 27 is 3etc.) <table border="1" style="margin-left: auto; margin-right: auto;"> <tbody> <tr> <td style="text-align: center;">18</td> <td style="text-align: center;">9</td> <td style="text-align: center;">0</td> <td style="text-align: center;">27</td> </tr> <tr> <td style="text-align: center;">36</td> <td style="text-align: center;">81</td> <td style="text-align: center;">63</td> <td style="text-align: center;">54</td> </tr> <tr> <td style="text-align: center;">72</td> <td style="text-align: center;">12</td> <td style="text-align: center;">45</td> <td style="text-align: center;">90</td> </tr> </tbody> </table> <ul style="list-style-type: none"> 'Busy @ Maths' Chp. 32: Capacity. Pg. 165 Q. 1 + 2 + challenge. Estimate the capacity of various containers in your kitchen at home. Use a 1L measuring jug to pour water into the containers to check if they weigh more than > 1L or less than < 1L. *(Capacity is the total amount of fluid in a container. It is the word we use when we are measuring liquids e.g. 'what is the capacity of milk in that cup/bucket?' and our answer would be in litres (L) or millilitres (ml). Remember there are 1000 ml in 1L e.g. milk carton, $\frac{1}{2}$ L = 500 ml e.g. water bottle, $\frac{1}{4}$ L = 250 ml e.g. drink can)*. 	18	9	0	27	36	81	63	54	72	12	45	90
18	9	0	27										
36	81	63	54										
72	12	45	90										

	Fact: a 5 minute shower uses about 25 Litres of water + a washing machine cycle uses about 45 Litres of water.
--	--

	Tuesday April 28 th												
Gaeilge	<ul style="list-style-type: none"> Attached sheet. Remember AG in Irish is a doing word, which means it ends in -ing. Learn (ag siúl + ag rith). I do gcóipleabhar gaeilge scríobh cúig abairtí. In your Irish copies write 5 sentences using your new AG words and your Briathra sheet to help you. Draw a picture of each activity. <ul style="list-style-type: none"> For example: 'Tá an sagart ag iascaireacht ar an loch' (The priest is fishing on the lake)/ 'Tá na leanaí ag crochadh éadaí sa ghairdín' (The young children are hanging clothes in the garden). Try pick AG words that you find tricky to help you remember them. 												
English	<ul style="list-style-type: none"> 'Get Set' pg. 212 'Spy Dog'. Read pg. 214 - 215. Pg. 222 Ex. D 'Quest and Query' Q. 1-3. Remember it is looking for own ideas here. 'Read at Home' pg. 96 'Yuri Gagarin' and discuss questions. Look Yuri Gagarin up online if you are curious to see pictures of the person to fly in a rocket to space! Spellings: (- tion words). (motion + nation) Put each word into a detailed, descriptive sentence. Use Adjectives and a mix of 'said' words if someone is speaking. 												
Maths	<ul style="list-style-type: none"> Maths Challenge Test 82. Practice multiplying by 9. Count up in 9s (9, 18, 27...)/ Time yourself (9 1s are 9, 9 2s are 18...). Table Toppers pg. 46 (dividing by 9). Day 2. (Optional) On whiteboard or sheet of paper make out a target board of your choice for dividing by 9s and say it as fast as you can e.g. 9 into 18 is 2, 9 into 9, 9 into 0 is 0, 9 into 27 is 3etc.) <table border="1" style="margin-left: auto; margin-right: auto;"> <tbody> <tr> <td>18</td> <td>9</td> <td>0</td> <td>27</td> </tr> <tr> <td>36</td> <td>81</td> <td>63</td> <td>54</td> </tr> <tr> <td>72</td> <td>12</td> <td>45</td> <td>90</td> </tr> </tbody> </table>	18	9	0	27	36	81	63	54	72	12	45	90
18	9	0	27										
36	81	63	54										
72	12	45	90										

	<ul style="list-style-type: none"> 'Busy @ Maths' Chp. 32: Capacity. Pg. 166 Q. 1 + 2 + 3. Estimate the capacity of various containers in the box for Q. 2 e.g. 'I think the cup holds 250 ml of water. Fill the cup with water, and then pour that water into a measuring jug and look along the line. *(Capacity is the total amount of fluid in a container. Remember there are 1000 ml in 1L e.g. milk carton, $\frac{1}{2}$ L = 500 ml e.g. water bottle, $\frac{1}{4}$ L = 250 ml e.g. drink can)*
SEESAW	<ul style="list-style-type: none"> Look to SeeSaw to see today's learning activity.

	Wednesday April 29th												
Gaeilge	<ul style="list-style-type: none"> Attached sheet. Remember AG in Irish is a doing word, which means it ends in -ing. Learn (ag caint + ag gáire). In your Irish copies revise your 5 sentences using your new AG words. Bua na Cainte pg. 83 (page is attached). Léigh an scéal (read the story). <ul style="list-style-type: none"> - <i>in éineacht leo</i> = with them. - <i>Ag teacht</i> = coming - <i>Ionadh</i> = surprise/ shock 												
English	<ul style="list-style-type: none"> 'Get Set' pg. 212 'Spy Dog'. Read pg. 216 – 217. Pg. 222 Ex. E. Can you think of anymore? e.g. advantage + disadvantage / polite + impolite/ sense + nonsense etc. 'Read at Home' pg. 97 'Rules' and discuss questions. Spellings: (- tion words). (location + operation) Put each word into a detailed, descriptive sentence. Use Adjectives and a mix of 'said' words if someone is speaking. 												
Maths	<ul style="list-style-type: none"> Practice multiplying by 9. Count up in 9s (9, 18, 27...)/ Time yourself (9 1s are 9, 9 2s are 18...). Table Toppers pg. 47 (dividing by 9). Day 3. (Optional) On whiteboard or sheet of paper make out a target board of your choice for dividing by 9s and say it as fast as you can e.g. 9 into 18 is 2, 9 into 9, 9 into 0 is 0, 9 into 27 is 3etc.) <table border="1" style="margin-left: auto; margin-right: auto;"> <tr> <td>18</td> <td>9</td> <td>0</td> <td>27</td> </tr> <tr> <td>36</td> <td>81</td> <td>63</td> <td>54</td> </tr> <tr> <td>72</td> <td>12</td> <td>45</td> <td>90</td> </tr> </table>	18	9	0	27	36	81	63	54	72	12	45	90
18	9	0	27										
36	81	63	54										
72	12	45	90										

	<ul style="list-style-type: none"> 'Busy @ Maths' Chp. 32: Capacity. Pg. 167 Q. 1 + 2. - Addition of capacity - Separating litres from millilitres <table border="1" style="margin-left: auto; margin-right: auto;"> <tr> <td></td> <td style="text-align: center;">L</td> <td></td> <td style="text-align: center;">ml</td> <td></td> <td></td> </tr> <tr> <td></td> <td style="text-align: center;">1</td> <td></td> <td style="text-align: center;">4</td> <td style="text-align: center;">6</td> <td style="text-align: center;">3</td> </tr> <tr> <td style="text-align: center;">+</td> <td style="text-align: center;">1</td> <td></td> <td style="text-align: center;">3</td> <td style="text-align: center;">11</td> <td style="text-align: center;">8</td> </tr> <tr> <td></td> <td style="text-align: center;">2</td> <td></td> <td style="text-align: center;">7</td> <td style="text-align: center;">8</td> <td style="text-align: center;">1</td> </tr> <tr> <td></td> <td></td> <td></td> <td></td> <td></td> <td></td> </tr> </table>		L		ml				1		4	6	3	+	1		3	11	8		2		7	8	1						
	L		ml																												
	1		4	6	3																										
+	1		3	11	8																										
	2		7	8	1																										
SEESAW	<ul style="list-style-type: none"> Look to SeeSaw to see today's learning activity. 																														

	Thursday April 30th												
Gaeilge	<ul style="list-style-type: none"> Attached sheet. Remember AG in Irish is a doing word, which means it ends in -ing. Learn (ag obair + ag sugradh). In your Irish copies revise your 5 sentences using your new AG words. Bun go Barr pg. 75 (page is attached). Lón na bearnaí (fill in the blanks). Use AG words and the pictures to help you. 'Bhí na páistí ag _____ sa _____'. Draw a little picture of each sentence if you like. 												
English	<ul style="list-style-type: none"> 'Get Set' pg. 212 'Spy Dog'. Read pg. 218 - 220. Pg. 222 Ex. C + D Q. 5 in your English copies. 'Read at Home' pg. 98 'Water, water everywhere' and discuss questions. Spellings: (- tion words). (option + caution) Put each word into a detailed, descriptive sentence. Use Adjectives and a mix of 'said' words if someone is speaking. 												
Maths	<ul style="list-style-type: none"> Practice multiplying by 9. Count up in 9s (9, 18, 27...)/ Time yourself (9 1s are 9, 9 2s are 18...). Table Toppers pg. 47 (dividing by 9). Day 4. (Optional) On whiteboard or sheet of paper make out a target board of your choice for dividing by 9s and say it as fast as you can e.g. 9 into 18 is 2, 9 into 9 is 1, 9 into 0 is 0, 9 into 27 is 3etc.) <table border="1" style="margin-left: auto; margin-right: auto;"> <tr> <td style="text-align: center;">18</td> <td style="text-align: center;">9</td> <td style="text-align: center;">0</td> <td style="text-align: center;">27</td> </tr> <tr> <td style="text-align: center;">36</td> <td style="text-align: center;">81</td> <td style="text-align: center;">63</td> <td style="text-align: center;">54</td> </tr> <tr> <td style="text-align: center;">72</td> <td style="text-align: center;">12</td> <td style="text-align: center;">45</td> <td style="text-align: center;">90</td> </tr> </table>	18	9	0	27	36	81	63	54	72	12	45	90
18	9	0	27										
36	81	63	54										
72	12	45	90										

	<ul style="list-style-type: none"> 'Busy @ Maths' Chp. 32: Capacity. Pg. 167 Q. 3, 4, 5 + challenge. - Subtraction of capacity - Separating litres from millilitres <table border="1" style="margin-left: auto; margin-right: auto;"> <tr> <td></td> <td style="text-align: center;">L</td> <td></td> <td style="text-align: center;">ml</td> <td></td> <td></td> </tr> <tr> <td></td> <td style="text-align: center;">2</td> <td></td> <td style="text-align: center;">4 5</td> <td style="text-align: center;">1 1</td> <td style="text-align: center;">9</td> </tr> <tr> <td style="text-align: center;">-</td> <td style="text-align: center;">1</td> <td></td> <td style="text-align: center;">1</td> <td style="text-align: center;">4</td> <td style="text-align: center;">6</td> </tr> <tr> <td></td> <td style="text-align: center;">1</td> <td></td> <td style="text-align: center;">3</td> <td style="text-align: center;">7</td> <td style="text-align: center;">3</td> </tr> <tr> <td></td> <td></td> <td></td> <td></td> <td></td> <td></td> </tr> </table>		L		ml				2		4 5	1 1	9	-	1		1	4	6		1		3	7	3						
	L		ml																												
	2		4 5	1 1	9																										
-	1		1	4	6																										
	1		3	7	3																										
SEESAW	<ul style="list-style-type: none"> Look to SeeSaw to see today's learning activity. 																														

	Friday May 1st
Gaeilge	<ul style="list-style-type: none"> Attached sheet. Remember AG in Irish is a doing word, which means it ends in -ing. Revise all so far (ag glaoch + ag sugradh). In your Irish copies re-write the story and fill in the blanks of attached Bun go Barr sheet pg. 97 'Am Lóin' <ul style="list-style-type: none"> - <i>Am lóin = lunch time</i> - <i>Ag téadléimneach = skipping</i> - <i>Luascán = swing</i> - <i>Talamh = ground</i> - <i>Ghortaigh sí = she hurt</i> - <i>An bhfuil cead agam = Can I?/ do I have permission..?</i> - <i>Clíona bhocht! = Poor Clíona</i>
English	<ul style="list-style-type: none"> Free-writing or free reading Spellings revise this weeks (- tion words).
Maths	<ul style="list-style-type: none"> Practice multiplying by 9. Count up in 9s (9, 18, 27...)/ Time yourself (9 1s are 9, 9 2s are 18...). 'Busy @ Maths' Chp. 32: Capacity. Pg. 168 Q. (a) - (e), if you wish or want to challenge yourself do Q. (f)-(h). Use RUDE Check to solve problems... Read x 2 Underline / circle key numbers / words Draw a pic Estimate - Remember 1L = 1000 ml, $\frac{1}{2}$ L = 500 ml, $\frac{1}{4}$ L = 250 ml, $\frac{3}{4}$ = ? - Remember - decide if it is addition or subtraction that they are asking you to do in the question!

SEESAW

- Look to SeeSaw to see today's learning activity.

Bua na Cainte lch. 83: read

Léigh an Scéal

Ag Imirt Peile

Caitheamh Aimsire – Aonad 2 Céocht 2



Bhí Ruairí agus Róisín ag imirt peile i gclois na scoile.



D'imir an múinteoir in éineacht leo.



Bhuail Ruairí an liathróid.



Rug an múinteoir ar an liathróid.



Chonaic an múinteoir an príomhoide ag teacht.



Bhuail an múinteoir an liathróid. Níor rug an príomhoide ar an liathróid.



Bhris an liathróid an fhuinneog.








Bhí ionadh ar an múinteoir. Thosaigh na páistí ag gáire.

Líon na bearnaí.

Tá na páistí ag _____ sa _____.

-  sa chistin
-  sa chlós
-  sa pháirc
-  sa seomra suí
-  sa charr
-  sa seomra ranga

1. Bhí na páistí ag súgradh _____ 
2. Bhí _____ ag canadh _____ 
3. Bhí na páistí _____ 
4. Bhí _____ ag rothaíocht _____ 
5. Bhí na páistí _____ 
6. _____

Scríobh an scéal. Am lóin

- ag téadléimneach
- shuigh Am lóin
- ag cur fola
- Thit ag luascadh
- halla Rith sa chlós
- a lámh príomhoide
- ag caoineadh

_____ a bhí ann. Bhí na páistí ag súgradh _____
 _____ . Bhí Eimear agus Colm _____
 Bhí Cliona _____ ar an luascán. _____
 Cliona ar an talamh. Ghortaigh sí _____
 Bhí sé _____ . Thosaigh Cliona _____
 _____ an príomhoide chuig Cliona.
 "Mo thrua thú!" arsa an _____ . "An bhfuil cead agam
 dul isteach sa _____ ?" arsa Cliona. Chuaigh Cliona isteach
 agus _____ sí síos. Cliona bhocht!

Caitheamh Aimsire: Cad atá á dhéanamh ag Liam? (What is Liam doing?)



1



Tá Liam ag léamh.

2



Tá Liam ag ithe uachtar reoite.

3



Tá Liam ag canadh.

4



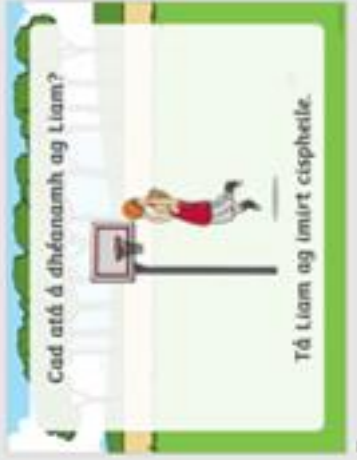
Tá Liam ag cócaireacht.

5



Tá Liam ag péintreáil.

6



Tá Liam ag imirt cispheile.

7




Tá Liam ag síogradh sa pháirc.

8



Tá Liam ag seinm ceoil.



Tá Liam ag snámh.



Tá Liam ag féachaint ar an teilifís.



Ag... Ag... Ag...



- ag glaoch – calling
- ag scátáil – skating
- ag sleamhnú – sliding
- (ag téidféimneach – skipping)
- ag cuidiú le – helping
- ag imirt leadóige – playing tennis
- ag luascadh – swinging
- ag bualadh bos – clapping
- ag crochadh éadaí – hanging clothes
- ag cur fóla – bleeding
- ag imirt sacair – playing soccer
- ag imirt gailf – playing golf
- ag siúl – walking
- ag rith – running
- ag caint – talking
- ag gáire – laughing
- ag obair – working
- ag súgradh – playing
- ag léamh – reading
- ag scríobh – writing
- ag suí – sitting
- ag déanamh – doing
- ag teacht – coming
- ag dul – going
- ag ithe – eating
- ag ól – drinking
- ag tafann – barking
- ag iascaireacht – fishing
- ag imirt peile – playing football
- ag iománaíocht – hurling
- ag troid – fighting
- ag rásaíocht – racing
- ag pleidhcíocht – messing
- ag léim – jumping
- ag rince – dancing
- ag canadh – singing
- ag titim – falling
- ag smaoineamh – thinking
- ag cócaireacht – cooking
- ag ceannach – buying
- ag caitheamh – throwing
- ag féachaint – looking
- ag oscailt – opening
- ag marcaíocht – horse riding
- ag rothaíocht – cycling
- ag tiomáint – driving
- ag caoineadh – crying
- ag éisteacht – listening

Look at your Sunflowers!! They are growing so tall!

